


**Kripsol Pool pump 50 mm glue
socket 3,4/2A 400VAC black
type KSE 100 T1 IE3 1HP
(7009823)**



KRIPSOL®

TECHNICAL SPECIFICATIONS

Colour	black
Pump body	PP GF
Material impeller 1	noryl
Material seal	stainless steel 316
Connection	glue socket
Max. temperature	50 °C
Frequency	50 Hz
IP value	IP55
Max working pressure	2,5 bar
Packaging dimensions L/W/H	650 x 255 x 330 mm
Motor RPM	2850
Type	KSE 100 T1 IE3
Capacity	15,4 m ³ /h
Output Power	1 HP
MWC	18 m
Size	50 mm
Length	550 mm

Voltage 400VAC

Weight 13.5 kg

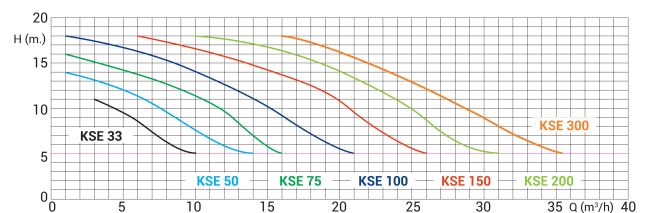
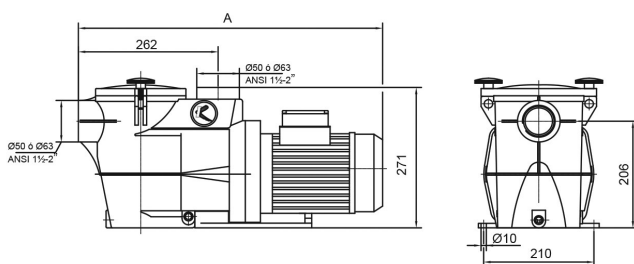
Power 0.75 kW

Ampere 3,4/2 A

Noise level 60.8 dB

DIMENSIONS

A 550 mm



PRODUCT INFORMATION

The Kripsol Koral KSE is an optimised and super-silent pump which is suitable for residential pools up to 177 m³

Features:

- Connection: incl 50mm or 60mm slip unions
- Visibility internal prefilter, easy access
- Corrosion-resistant & Noryl impeller
- Double drain, easy opening
- Suitable for use in salt water

Last modified date: 08/05/2026

Bosta UK Ltd.
Reflection House
Olding Road
Bury St. Edmunds
Suffolk
IP33 3TA
T +44 (0) 1284 716580
E enquiries@bosta.co.uk
<http://www.bosta.com>